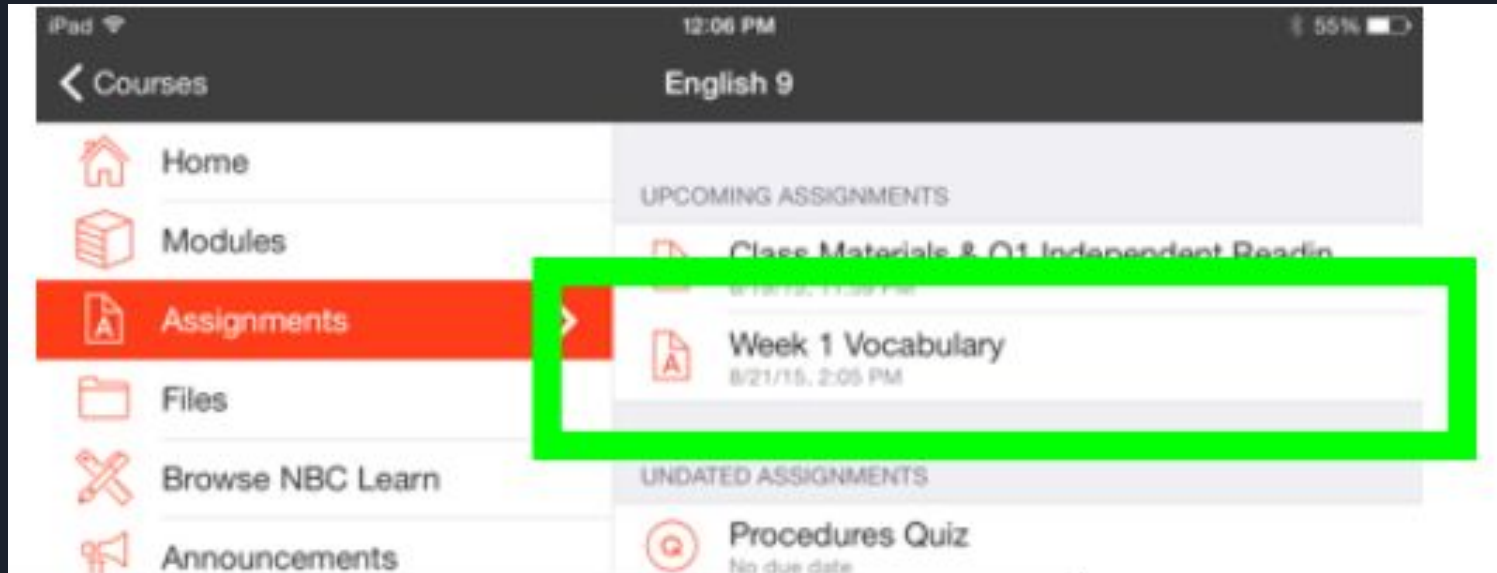
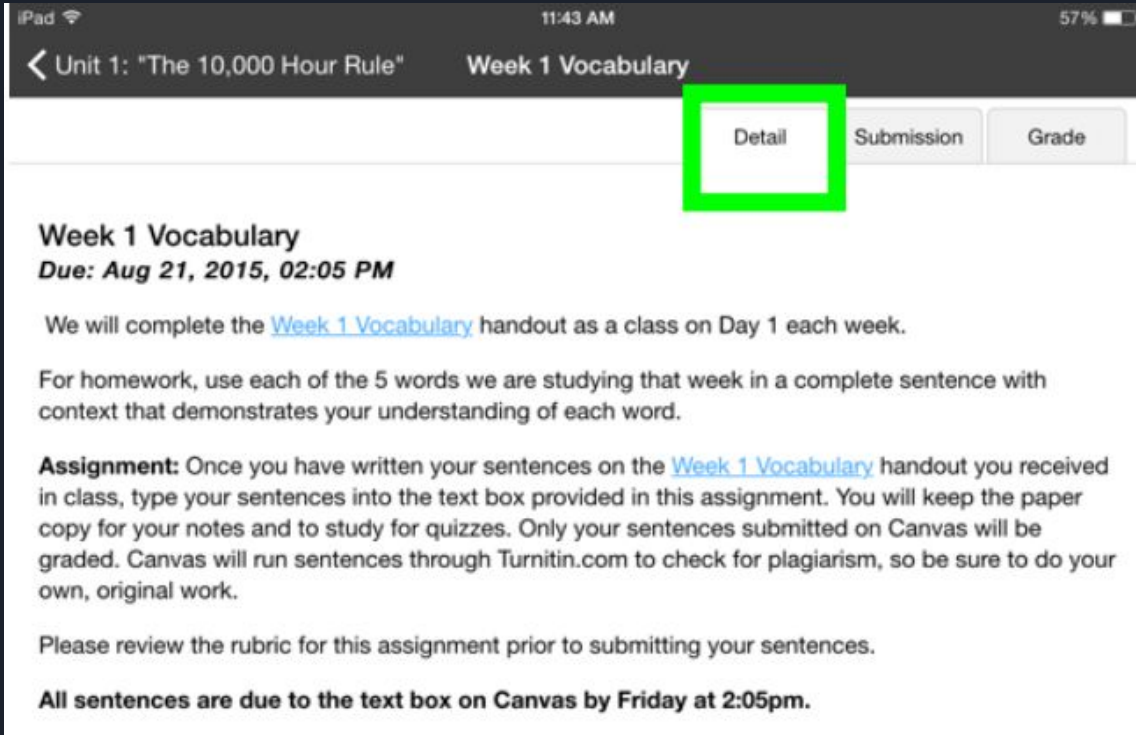


# How to submit a text box assignment to Canvas

# Step 1: Find the assignment on Canvas



## Step 2: Read assignment instructions in the “Detail” tab



The screenshot shows an iPad interface for a Canvas LMS assignment. At the top, the status bar displays 'iPad', signal strength, '11:43 AM', and '57%' battery. Below the status bar, a navigation bar shows a back arrow, 'Unit 1: "The 10,000 Hour Rule"', and 'Week 1 Vocabulary'. A tabbed interface is visible with three tabs: 'Detail', 'Submission', and 'Grade'. The 'Detail' tab is highlighted with a red rectangular border. The main content area displays the assignment title 'Week 1 Vocabulary' and the due date 'Due: Aug 21, 2015, 02:05 PM'. The instructions state that the class will complete the 'Week 1 Vocabulary' handout on Day 1 each week. For homework, students are to use 5 words from the handout in complete sentences with context. The assignment instructions specify that sentences should be typed into a text box on Canvas, and that Turnitin.com will be used for plagiarism checking. A rubric review is recommended before submission, and the due date is confirmed as Friday at 2:05pm.

Unit 1: "The 10,000 Hour Rule" Week 1 Vocabulary

Detail Submission Grade

**Week 1 Vocabulary**  
**Due: Aug 21, 2015, 02:05 PM**

We will complete the [Week 1 Vocabulary](#) handout as a class on Day 1 each week.

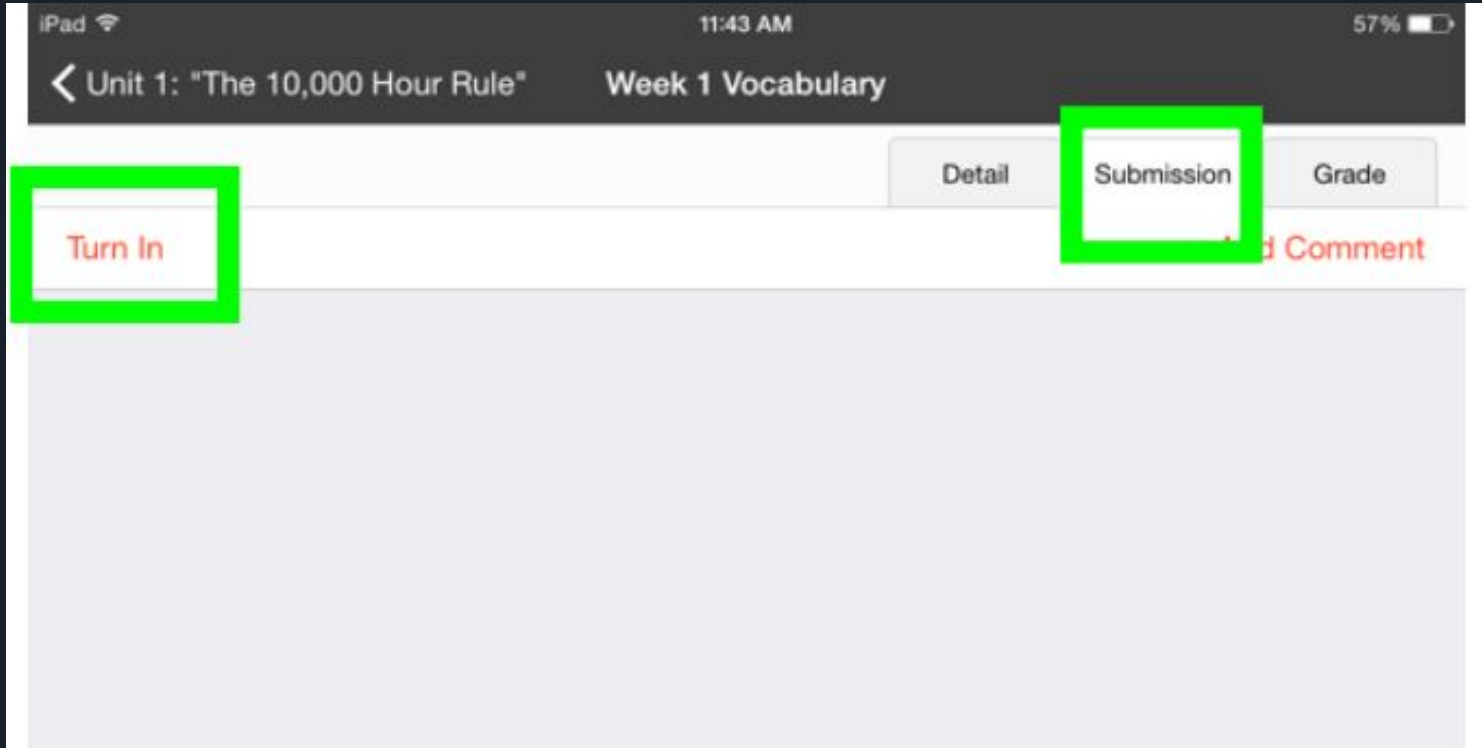
For homework, use each of the 5 words we are studying that week in a complete sentence with context that demonstrates your understanding of each word.

**Assignment:** Once you have written your sentences on the [Week 1 Vocabulary](#) handout you received in class, type your sentences into the text box provided in this assignment. You will keep the paper copy for your notes and to study for quizzes. Only your sentences submitted on Canvas will be graded. Canvas will run sentences through Turnitin.com to check for plagiarism, so be sure to do your own, original work.

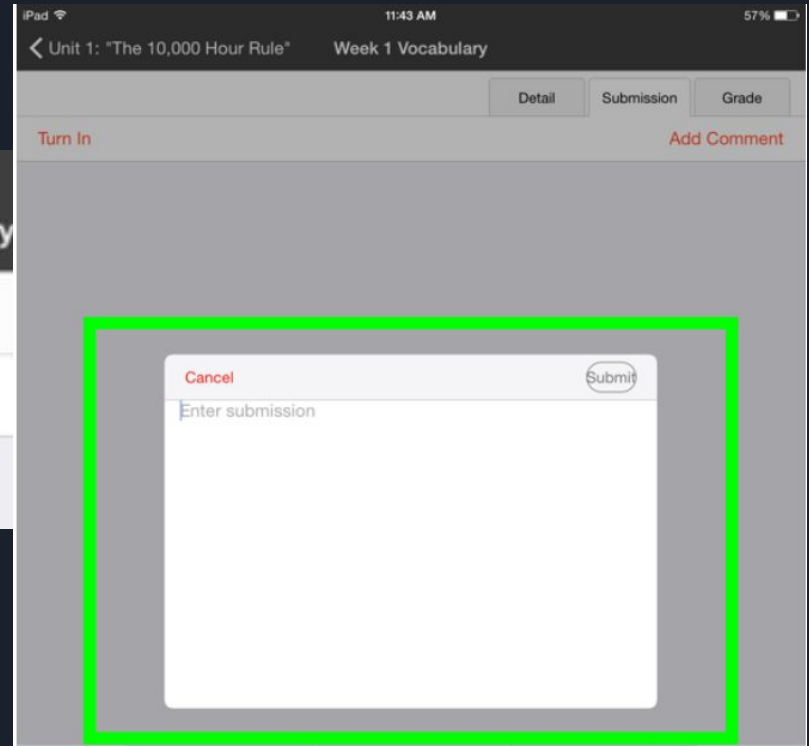
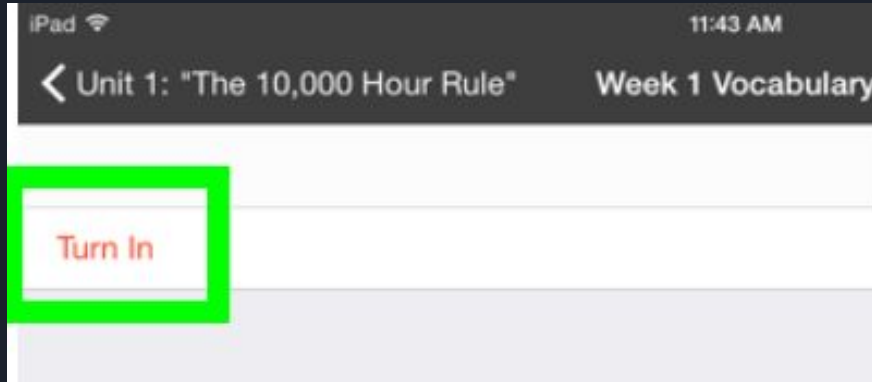
Please review the rubric for this assignment prior to submitting your sentences.

**All sentences are due to the text box on Canvas by Friday at 2:05pm.**

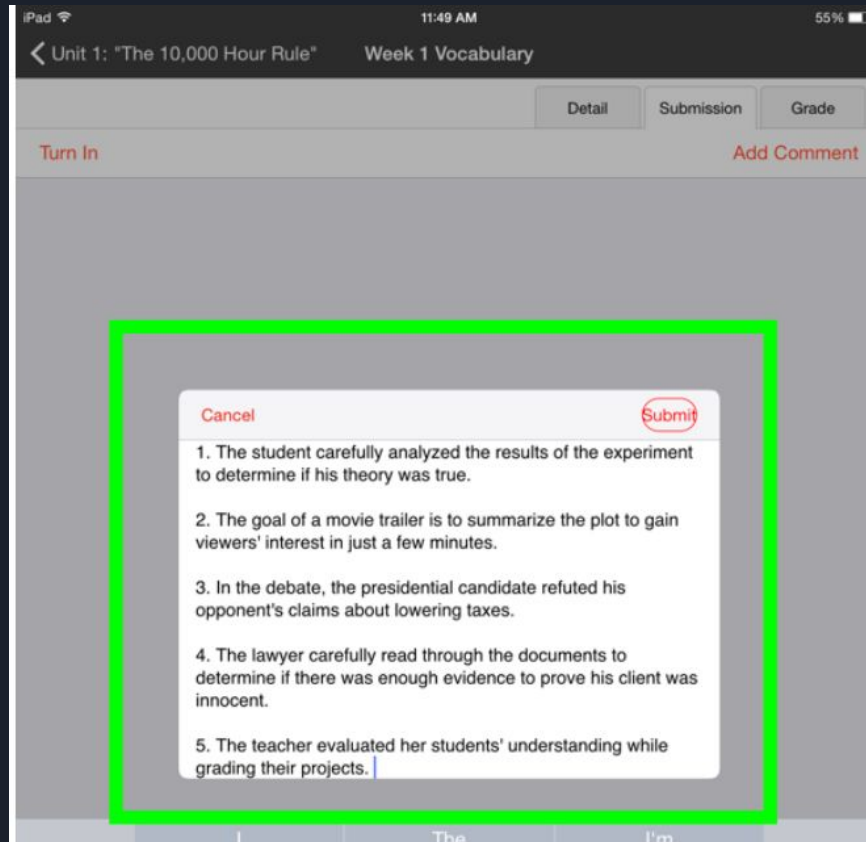
## Step 3: Click the "Submission" tab



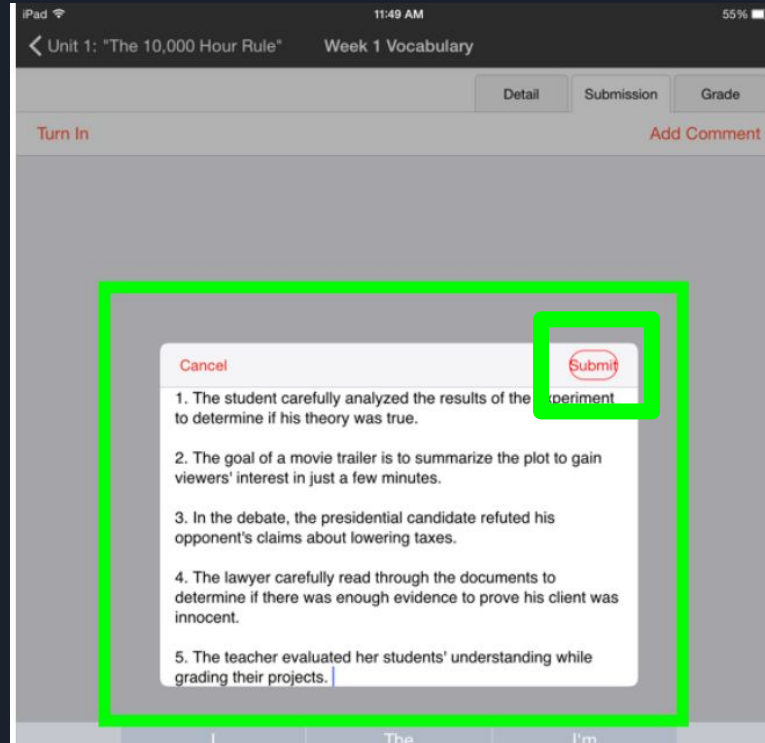
Step 4: Click "Turn in" and a text box will appear




# Step 5: Type your response/assignment

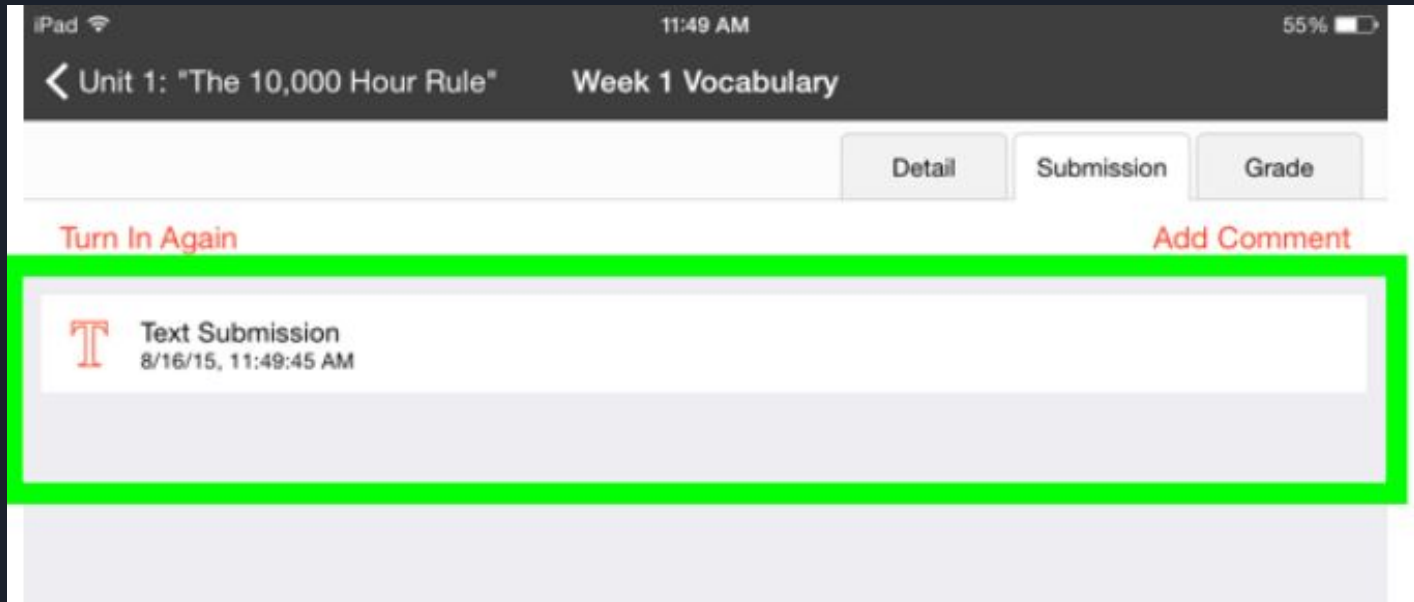


# Step 6: When you are finished, click "Submit"





Step 7: When you have successfully turned in your work, you will see an icon that says “Text Submission” with a timestamp





Step 8: Once your teacher has assessed your work, you can view feedback in the “Grade” tab of the assignment

The screenshot shows an iPad interface for an English 9 course. The top navigation bar includes a back arrow, the course name 'English 9', the title 'Assignments', and a clock icon. Below the navigation bar are three tabs: 'Detail', 'Submission', and 'Grade', with the 'Grade' tab highlighted in green. The main content area is divided into two sections: 'UPCOMING ASSIGNMENTS' and 'UNDATED ASSIGNMENTS'. Under 'UPCOMING ASSIGNMENTS', there are two items: 'Class Materials & Q1 Inde...' (due 8/19/15, 11:59 PM) and 'Week 1 Vocabulary' (due 8/21/15, 2:05 PM), which is highlighted in orange. To the right of these items are two boxes showing 'Points -/10' and 'Grade -/10'. Under 'UNDATED ASSIGNMENTS', there is one item: 'Procedures Quiz' (No due date). To the right of this item is a 'USAGE' section with a table showing the number of students who achieved a certain score and the corresponding feedback.

Score	Feedback
5	All 5 vocabulary words are used as the proper parts of speech. ✓
4	4 vocabulary words are used as the proper parts of speech.
3	3 vocabulary words are used as the proper parts of speech.
2	2 vocabulary words are used as the proper parts of speech.
1	1 vocabulary word is used as the proper part of speech.
0	0 vocabulary words are used as the proper parts of speech. Please re-do this assignment for partial credit.