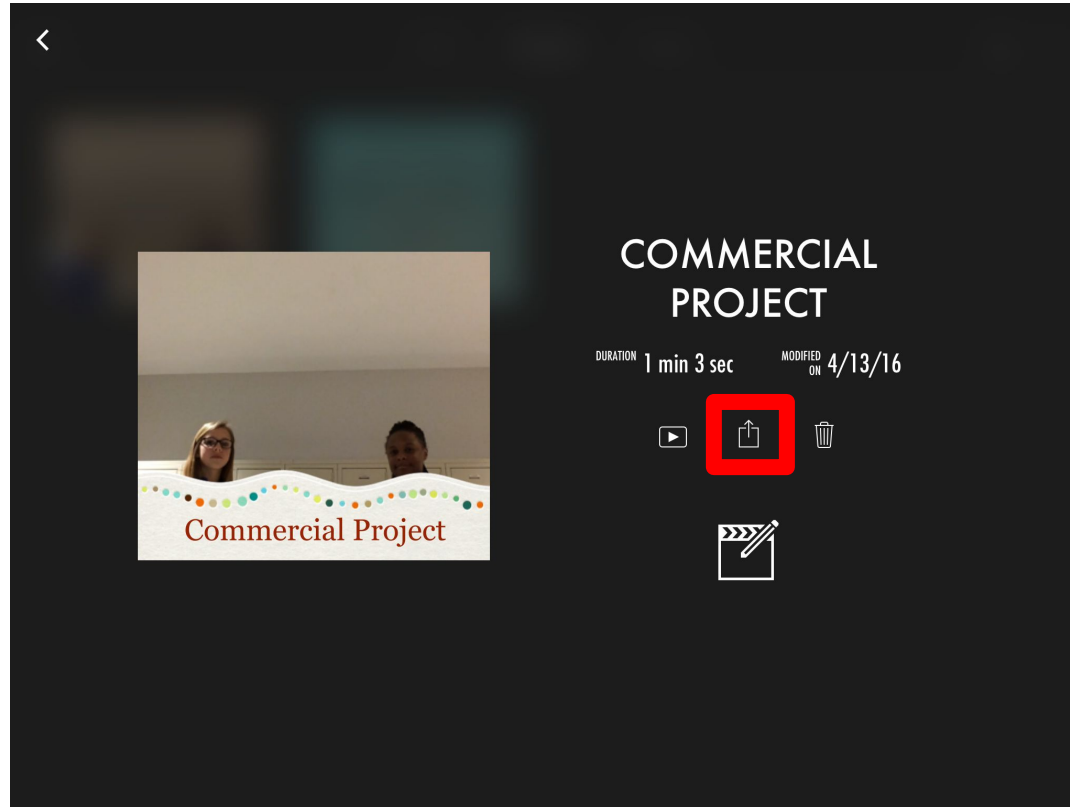
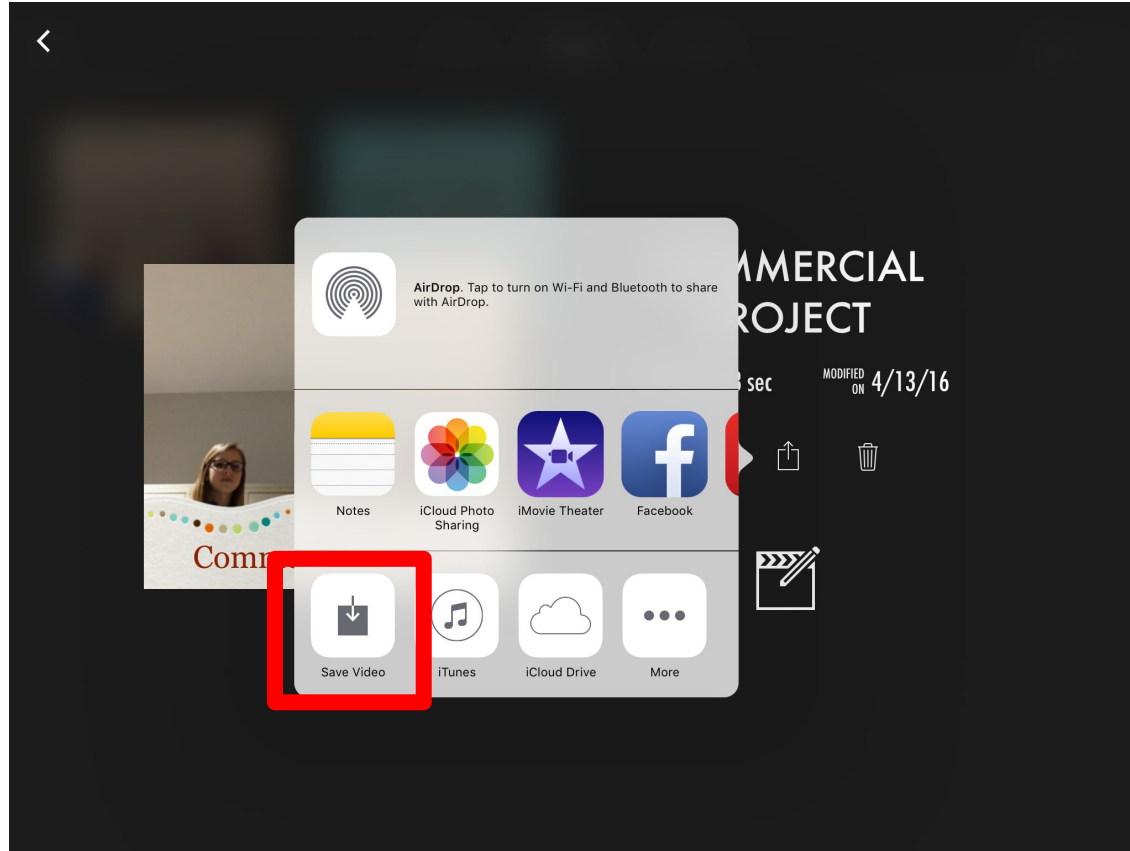


# How to Submit iMovie Projects to Canvas

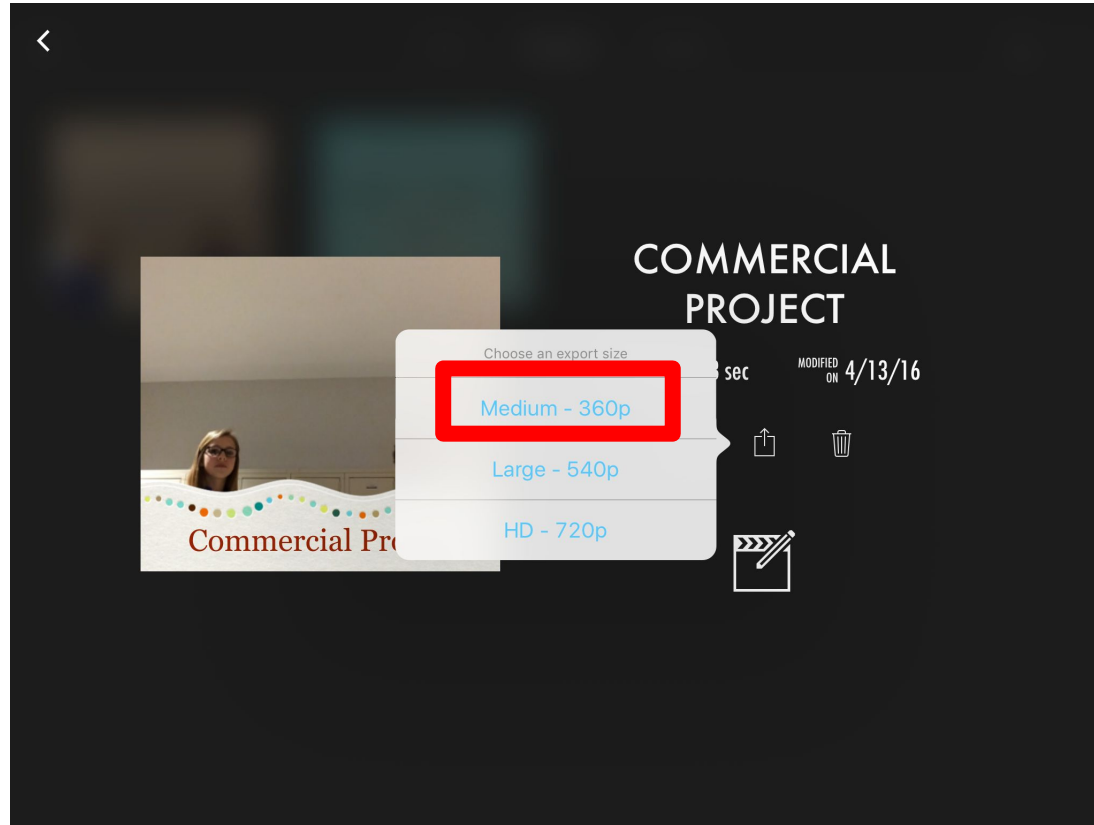
Go to your iMovie and click the box with the arrow pointing up



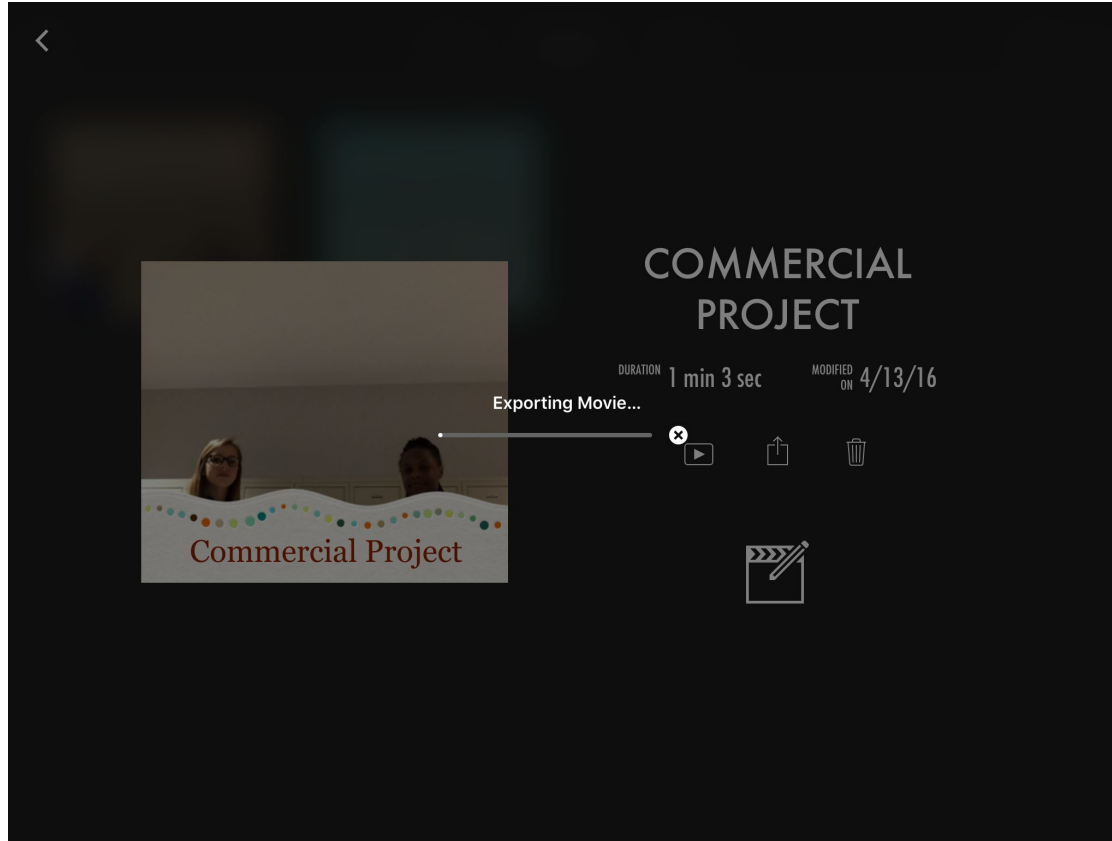
# Select “save video”



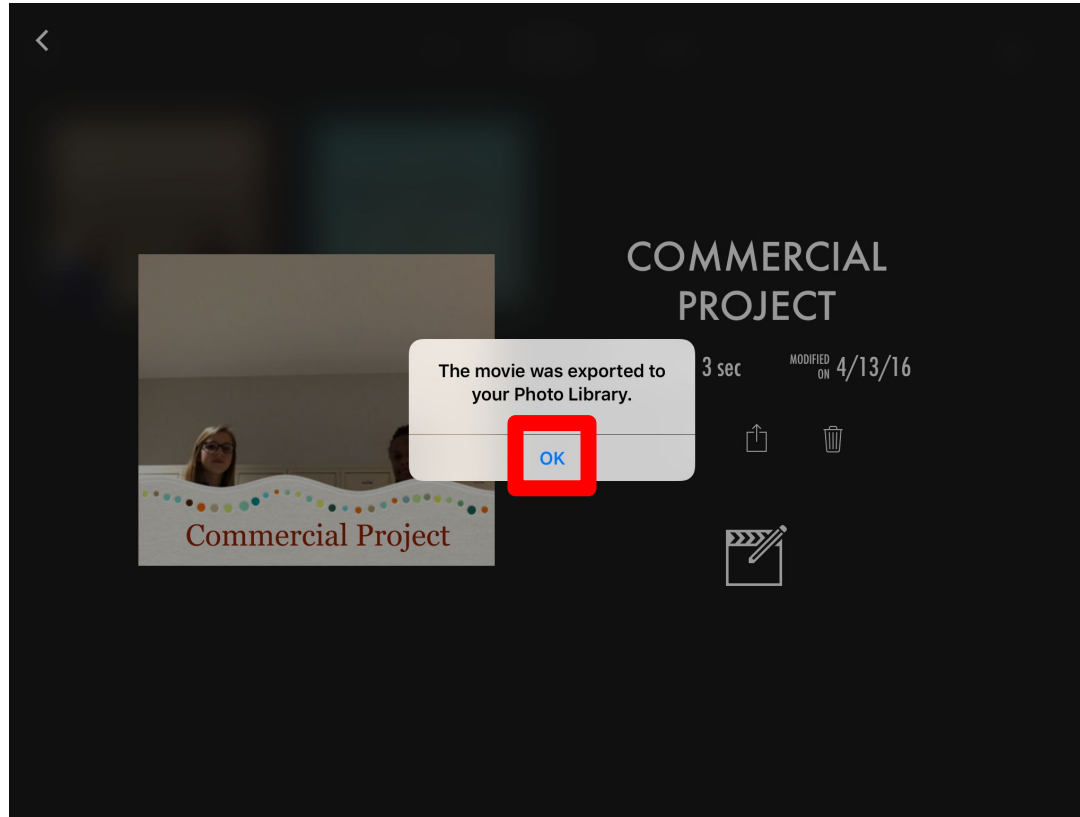
# Choose “medium”



# Wait for it to load



# Click “ok”



# Go to the assignment on Canvas

The screenshot shows the Canvas mobile app interface on an iPad. The top status bar indicates 'iPad', signal strength, and a battery level of 70%. The app header shows 'English 9 S-Curtin' and 'Assignments'. Below the header, there are three tabs: 'Detail', 'Submission', and 'Grade'. The left sidebar lists assignments under three categories: 'UPCOMING ASSIGNMENTS', 'UNDATED ASSIGNMENTS', and 'PAST ASSIGNMENTS'. The 'Commercial Project' is highlighted in blue under 'UPCOMING ASSIGNMENTS'. The main content area displays details for the 'Commercial Project', including the due date 'Apr 15, 2016, 11:05 AM' and a link to 'Project instructions & rubric'. A red warning message states: 'DUE as a file upload to Canvas by FRIDAY, APRIL 15 at 2:05pm'. Below this, a yellow warning box says: 'Warning: Videos take some time to load to Canvas. DO NOT PROCRASTINATE on submitting your assignment. Leave time in case there are technical difficulties you need to resolve. Late projects are only eligible for 50% of the earned grade.' The bottom navigation bar includes icons for 'Courses', 'Calendar', 'To Do List', 'Notifications', and 'Messages'.

iPad 3:56 PM 70%

< English 9 S-Curtin Assignments

UPCOMING ASSIGNMENTS

Commercial Project 4/15/16, 11:05 AM

Week 14 Vocabulary 4/15/16, 11:05 AM

UNDATED ASSIGNMENTS

Shakespeare Background P... No due date

Submit Essay Thesis No due date

PAST ASSIGNMENTS

Procedures Quiz 1/6/16, 8:59 PM

Week 1 Vocabulary 1/8/16, 11:05 AM

Q3 Independent Reading S... 1/11/16, 12:15 PM

Read p.3-19 in R&J Graphi... 1/11/16, 8:59 PM

Read p.20-40 in R&J Grap... 1/13/16, 8:59 PM

Read p. 41-52 in R&J Grap... 1/14/16, 8:59 PM

Commercial Project

**Due: Apr 15, 2016, 11:05 AM**

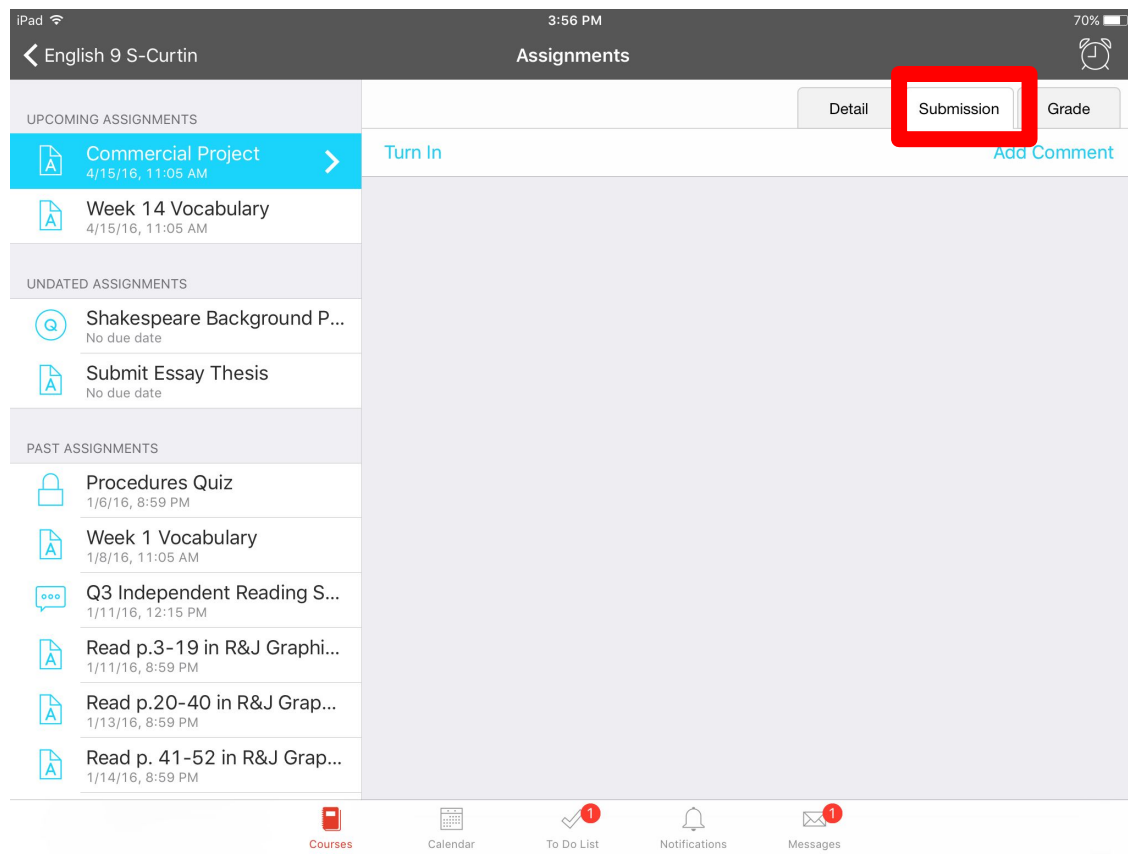
[Project instructions & rubric](#)

**DUE as a file upload to Canvas by FRIDAY, APRIL 15 at 2:05pm**

**Warning:** Videos take some time to load to Canvas. **DO NOT PROCRASTINATE** on submitting your assignment. Leave time in case there are technical difficulties you need to resolve. Late projects are only eligible for 50% of the earned grade.


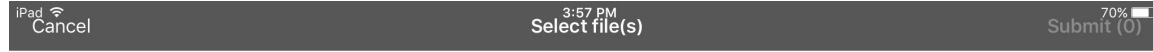
Courses Calendar To Do List Notifications Messages

# Click the submission tab





# Tap the camera icon and select “choose from library”



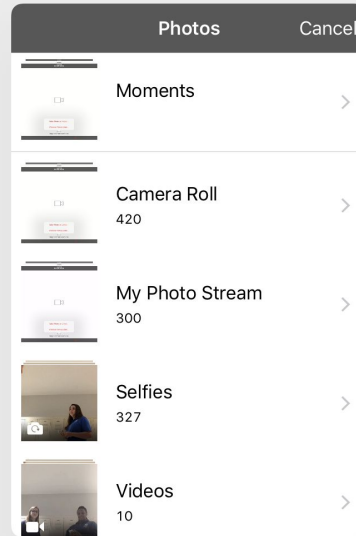
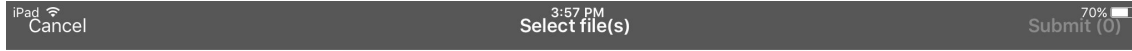
Take Photo or Video...

Choose from Library...

Import from camera



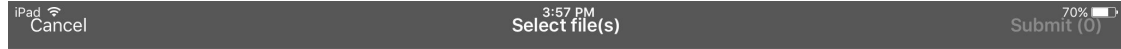
# Find your iMovie in photos



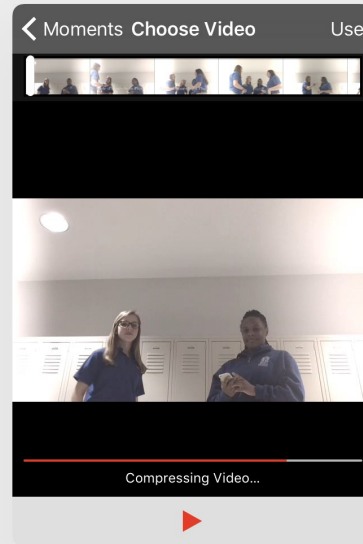
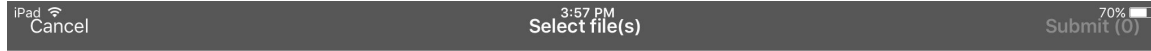
Import from camera



# Select the movie



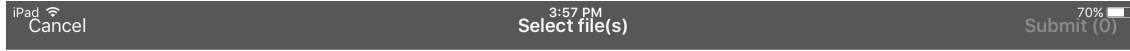
# Wait for it to load



Import from camera



Click the red box with an arrow pointing up (bottom right)



trim.B970D5B1-9F1C-4CA8-A145-4CA29B4DAFB3



A yellow frame should appear around your movie.  
Click “submit”

iPad  
Cancel

3:57 PM  
Select file(s)

Submit (1)



...

trim.B970D5B1-9F1C-4CA8-A145-4CA29B4DAFB3



# Take a screenshot of the confirmation + timestamp

